

WATER LOSS FROM EXCISED LEAVES IN A COLLECTION OF *TRITICUM AESTIVUM* AND *TRITICUM DURUM* CULTIVARS

Monica David¹

National Agricultural Research and Development Institute Fundulea, 915200 Fundulea, Călărași County, Romania
E-mail: monica.dvd28@gmail.com

ABSTRACT

Excised leaf water loss has been suggested as a technique to identify cereal genotypes that lose less water through cuticle and incompletely closed stomata, mainly during the night, and are therefore more adapted to dry environments. Initial water content (IWC) and water loss after 4 hours (WL1) and during the period from 4 to 24 hours (WL2) following excision was measured in a collection of forty four cultivars of common wheat (*Triticum aestivum* L.) and durum wheat (*T. durum* L.), including cultivars from different regions and with contrasting performance under drought. Environmental conditions of the two years of study had a large influence on IWC, WL1 and WL2. Differences between cultivars were significant for all parameters, but interaction between cultivars and years was strong for water loss, suggesting that readings from one year might not be meaningful for other environmental conditions. Genotype*Environment interaction for IWC was less important. Common wheat cultivars adapted to dryer conditions generally had lower IWC, while durum wheat cultivars had highest IWC. Water loss during the first 4 hours after excision was negatively correlated, or was not correlated with water loss during the next 20 hours. Water loss through cuticles, as expressed by water loss from excised leaves, did not represent a major mechanism determining known genotypic differences in drought resistance in the field. Further improvements of the techniques for measuring water loss from excised leaves are needed to reduce the interaction with environmental conditions, in order to make this approach more useful for breeding drought resistant wheat.

Key words: wheat, water loss, excised leaves.

INTRODUCTION

Skoss (1955) and Daly (1964) attempted to classify cuticular properties according to climate or habitat, on the basis of increasing xerophytic character or in relation to gross differences in environmental conditions, as for example between sun and shade conditions. Skoss (1955) showed that decreasing soil water potential increased deposition of wax and cutine on the leaves and reduced water loss. Plants growing in environments differing in prevailing humidity exhibit variation in traits associated with regulation of water loss, particularly cuticle and stomata properties (Grantz, 1990). Cuticular permeability has been related to the quantity and quality of cuticular waxes rather than to thickness of the cuticle itself (Schonherr, 1982; Grantz, 1990).

The ability of a plant to survive severe water deficits depends on its ability to restrict water loss through the leaf epidermis after stomata attain minimum aperture. The non-

stomatally controlled water loss through the leaf epidermis, named epidermal or residual transpiration may comprise up to 50% of total transpiration in water-stressed wheat plants during the day and 100% during the night. Epidermal transpiration, estimated gravimetrically, on excised leaves has shown promise for differentiating drought resistance among wheat cultivars (Sabour et al., 1997). Several workers have reported the existence of a significant positive correlation between yield and flag water retention in durum wheat (Clarke and McCaig, 1982a).

Studies have indicated that water status of intact leaves (Schonfeld et al., 1988) and excised leaves (Dedio, 1975; Kirkham et al., 1980; Jarad and Konzak, 1983; Clarke and McCaig, 1982b; Winter et al., 1988; Clarke and Townley-Smith, 1986) may be related to drought resistance. Clarke et al. (1989) reported that low rate of water loss from excised leaves was positively correlated with grain yield under drought. The efficacy of

RWL for selection of durum genotypes for adaptation to dry environments was compared with visual scoring of other traits in approximately 4300 accessions from the ICARDA germplasm collection (Clarke et al., 1991).

Low rate of water loss (RWL) from excised leaves has been suggested for screening wheat (*Triticum* spp.) genotypes for adaptation to dry growing conditions (Clarke, 1992). Balotă et al. (1995) found large variation among Romanian wheat cultivars for cuticular transpiration, cultivars with known good performance under drought having low or medium IWC and low WL.

The objective of this research is to investigate genotypic variation among Romanian and some foreign winter wheat cultivars for excised leaves water loss and to add more information on excised-leaf water loss in hexaploid and tetraploid wheat as a physiological trait related to drought resistance.

MATERIAL AND METHODS

47 cultivars (in 2009) and 50 cultivars (in 2010) from a large collection of wheat cultivars from Romania and other countries, selected to represent several ecotypes, adapted to regions that are contrasting for water availability, were used for studying water loss from excised leaves. Forty four of these cultivars were common to both years and are presented in this paper (Table 1).

Table 1. Origin and characteristics of wheat cultivars included in the study in 2009 and 2010

| CULTIVAR | Species | Origin | Status |
|---------------|--------------------|----------|--------------------|
| Plainsman V. | <i>T. aestivum</i> | USA | Old cultivar * |
| MV. Toborzo | <i>T. aestivum</i> | Hungary | Released cultivar |
| MV. Magdalena | <i>T. aestivum</i> | Hungary | Released cultivar |
| MV. Mazurka | <i>T. aestivum</i> | Hungary | Released cultivar |
| Dropia | <i>T. aestivum</i> | Romania | Released cultivar |
| Izvor | <i>T. aestivum</i> | Romania | Released cultivar* |
| Pobeda | <i>T. aestivum</i> | Bulgaria | Released cultivar |
| Evropa90 | <i>T. aestivum</i> | Serbia | Released |

| | | | |
|--------------|--------------------|----------|------------------------------------|
| | | | cultivar |
| Skopjanka | <i>T. aestivum</i> | Serbia | Released cultivar |
| Bankuti 1201 | <i>T. aestivum</i> | Hungary | Old cultivar |
| MV16 | <i>T. aestivum</i> | Hungary | Released cultivar |
| Flamura 85 | <i>T. aestivum</i> | Romania | Released cultivar |
| Fundulea 4 | <i>T. aestivum</i> | Romania | Released cultivar |
| Lovrin 34 | <i>T. aestivum</i> | Romania | Released cultivar |
| Elida | <i>T. aestivum</i> | Serbia | Released cultivar |
| Balada | <i>T. aestivum</i> | Moldova | Released cultivar |
| Milenka | <i>T. aestivum</i> | Serbia | Released cultivar |
| Radika | <i>T. aestivum</i> | Serbia | Released cultivar |
| Jiana | <i>T. aestivum</i> | Romania | Line |
| TX86A5606 | <i>T. aestivum</i> | USA | Near isogenic line |
| TX86A8072 | <i>T. aestivum</i> | USA | Near isogenic line |
| TX88A6880 | <i>T. aestivum</i> | USA | Near isogenic line |
| Apullicum | <i>T. durum</i> | Bulgaria | Old cultivar |
| Gergana | <i>T. durum</i> | Bulgaria | Released cultivar |
| F00030G | <i>T. aestivum</i> | Romania | Line |
| F05503G | <i>T. aestivum</i> | Romania | Line |
| Giura 31-4 | <i>T. aestivum</i> | Romania | <i>Aegilops</i> introgression line |
| Alex | <i>T. aestivum</i> | Romania | Released cultivar |
| 00X0090-54 | <i>T. aestivum</i> | USA | Breeding line* |
| Dacia | <i>T. aestivum</i> | Romania | Released cultivar |
| Ceres | <i>T. aestivum</i> | Romania | Released cultivar |
| Fundulea 29 | <i>T. aestivum</i> | Romania | Released cultivar |
| Litera | <i>T. aestivum</i> | Romania | Released cultivar |
| Miranda | <i>T. aestivum</i> | Romania | Line |
| Monada | <i>T. aestivum</i> | Romania | Line |
| Arieșan | <i>T. aestivum</i> | Romania | Released cultivar |
| Apache | <i>T. aestivum</i> | France | Released cultivar |
| Ain Abid | <i>T. aestivum</i> | Alger | Released cultivar |
| Hiddab | <i>T. aestivum</i> | Alger | Released cultivar |
| Bidi17 | <i>T. durum</i> | Alger | Local cultivar* |
| M.Ben Bachir | <i>T. durum</i> | Alger | Local cultivar* |
| Vitron | <i>T. durum</i> | Spain | Released cultivar |
| Murga | <i>T. aestivum</i> | Mexic | Line |
| CMSS99Y03439 | <i>T. aestivum</i> | Mexic | Line |

*) previously reported as drought resistant

This collection included:

- 16 Romanian cultivars with various performance under drought, from Izvor described as having best drought resistance among Romanian wheat cultivars to Fundulea 4, adapted to a more humid climate (Mustătea et al., 2009; Săulescu et al., 2006);
- 3 near-isogenic lines developed at Texas A&M University, characterized as different in their performance under drought (Balota et al., 2008);
- 2 *Triticum aestivum* and 3 *Triticum durum* spring cultivars grown on significant acreage in various regions of Algeria, under diverse conditions of water stress (Boufenar and Zaghouan, 2006; Younes, 2009);
- Plainsman V., an old US cultivar, and 00X0090-54 a Kansas breeding line, described as drought resistant (Farshadfar et al., 2001; Sears, R.G., *personal communication*);
- several cultivars from Hungary, Serbia and Moldova, assembled in a collection for studying stress resistance, in the frame of SIERANET project.

Six flag leaves for each replication were detached from field plots and the excised leaves were transported to the laboratory within 30 minutes and weighed to obtain the initial water content (IWC).

Leaves were then wilted for 4 hours under laboratory conditions (20°C, in the dark), and weighed to obtain W_{4h} . Water loss after 4 hours of wilting was obtained using the formula:

$$WL_{4h} = (IWC - W_{4h})/DW$$

Leaves were then wilted for other 20 hours at 20°C and re-weighed to obtain W_{24h} . After that leaves were oven-dried at 70°C to obtain the dry weight (DW).

Water loss during the period between hour 4 and hour 24 was estimated using the formula:

$$WL_{4-24h} = (W_{4h} - W_{24h})/DW$$

where DW is the dry weight.

RESULTS AND DISCUSSION

The initial water content of freshly harvested leaves was significantly influenced by both years and cultivars. The interaction between cultivars and years was also significant, but the effect of cultivars was significant when tested both against the error and the interaction variance (Table 2).

Table 2. ANOVA for initial water content of wheat leaves

| Source of variation | df | MS | F (against IA) | F (against error) |
|---------------------|-----|-----------|----------------|-------------------|
| Cultivars | 43 | 6511.30 | 2.05 | 15.41 |
| Years | 1 | 140334.24 | 44.30 | 332.10 |
| IA | | | | |
| Cultivars*Years | 43 | 3167.43 | | 7.49 |
| Error | 440 | 422.56 | | |

F values written in bold are significant at $P < 0.05$.

Average initial water content was slightly higher in 2009 than in 2010 (235.4% and 200.4) and varied among cultivars from 198.4 to 290.8 in 2009 and from 157.6 to 257.9 in 2010 (Table 3).

Lowest initial water content was found mainly in US Great Plains cultivars (the Texas lines, the Kansas line 00X0090-54, the cultivar Plainsman V., two CIMMYT lines, as well as in three Romanian cultivars. All of these have been previously described as having relatively good performance under drought.

Highest initial water content was found in three durum wheat cultivars, with various performance under drought (Bidi 17 and Apullicum described as drought resistant and Gergana described as less resistant), as well as in a French and two Hungarian common wheat cultivars. Highest initial water content among Romanian cultivars was found in Fundulea 4, previously described as being less resistant to drought.

Therefore, one can notice a tendency for cultivars more adapted to drought to have a lower water content of fresh leaves.

Table 3. Initial water content of wheat leaves
(% from dry matter)

| No. | Cultivar | Initial water content (% from dry matter) | | |
|-----|-------------------|--|-------|---------|
| | | 2009 | 2010 | Average |
| 22 | TX88A6880 | 203.9 | 164.2 | 184.1 |
| 20 | TX86A5606 | 198.4 | 172.3 | 185.3 |
| 29 | 00X0090-54 | 211.4 | 164.6 | 188.0 |
| 33 | Litera | 208.6 | 170.9 | 189.8 |
| 44 | CMSS99Y03439 | 193.6 | 186.1 | 189.8 |
| 1 | Plainsman V. | 228.6 | 157.6 | 193.1 |
| 21 | TX86A8074 | 210.7 | 182.6 | 196.6 |
| 19 | Jiana | 208.2 | 186.2 | 197.2 |
| 43 | Murga | 209.5 | 185.4 | 197.4 |
| 6 | Izvor | 235.4 | 166.3 | 200.9 |
| 8 | Evropa90 | 238.8 | 168.3 | 203.5 |
| 12 | Flamura 85 | 227.7 | 179.9 | 203.8 |
| 34 | Miranda | 207.9 | 205.8 | 206.8 |
| 26 | F05503G | 240.1 | 175.7 | 207.9 |
| 41 | Mohamed B. Bachir | 234.3 | 182.2 | 208.3 |
| 32 | Fundulea 29 | 228.3 | 194.0 | 211.1 |
| 16 | Balada | 232.1 | 190.6 | 211.3 |
| 11 | MV16 | 221.9 | 204.3 | 213.1 |
| 42 | Vitron | 245.1 | 185.9 | 215.5 |
| 36 | Arieşan | 229.0 | 208.2 | 218.6 |
| 18 | Radika | 218.1 | 222.3 | 220.2 |
| 17 | Milenka | 216.5 | 225.0 | 220.8 |
| 5 | Dropia | 239.6 | 202.0 | 220.8 |
| 28 | Alex | 238.5 | 203.9 | 221.2 |
| 31 | Ceres | 222.5 | 220.4 | 221.5 |
| 35 | Monada | 235.8 | 207.6 | 221.7 |
| 38 | Ain Abid | 232.2 | 212.3 | 222.3 |
| 10 | Bankuti 1201 | 218.1 | 226.4 | 222.3 |
| 25 | F00030G | 247.4 | 198.3 | 222.9 |
| 27 | Giura 31-4 | 233.8 | 212.4 | 223.1 |
| 14 | Lovrin 34 | 250.0 | 198.6 | 224.3 |
| 39 | Hiddab | 249.3 | 201.3 | 225.3 |
| 9 | Skopjanka | 264.7 | 187.6 | 226.2 |
| 30 | Dacia | 235.8 | 216.5 | 226.2 |
| 2 | MV Toborzo | 271.7 | 189.6 | 230.6 |
| 7 | Pobeda | 238.2 | 231.0 | 234.6 |
| 13 | Fundulea 4 | 274.3 | 195.3 | 234.8 |
| 15 | Elida | 235.9 | 234.3 | 235.1 |
| 4 | MV. Mazurka | 258.8 | 219.6 | 239.2 |
| 3 | MV. Magdalena | 258.0 | 220.7 | 239.4 |
| 37 | Apache | 262.3 | 228.4 | 245.4 |
| 24 | Gergana | 272.0 | 235.0 | 253.5 |
| 40 | Bidi17 | 278.3 | 239.4 | 258.9 |
| 23 | Apullicum | 290.8 | 257.9 | 274.3 |
| | Average | 235.4 | 200.4 | 217.9 |
| | LSD 5% | 24.0 | 23.0 | 23.5 |

Water loss during the first 4 hours after leaf excision, as well as water loss during the next 20 hours, were very much influenced by years, but also by cultivars and the interaction between cultivars and years (Table 4). The effect of cultivars was significant when tested against error, but not when tested against the interaction between cultivars and years.

Excised leaves lost on average 32.2% from their initial water content in the first 4 hours after excision and 49.8% during the next 20 hours, i.e. a total of 82.0% from the initial water content in 24 hours.

The average total loss during 24 hours was similar in the two years (82.6% in 2009 and 81.3% in 2010). However, the water loss rate varied from one year to another, the loss during the first 4 hours being only 23.3% in 2009 and 42.5% in 2010, while the loss during the next 20 hours was 59.3% in 2009 and only 39.8 in 2010 (Table 5).

There were significant differences between the tested cultivars for water loss in both intervals and in both years, but these differences are generally not consistent in the two years of testing and do not seem to be associated with known differences in drought resistance. For example, water loss during first 4 hours was not significantly different in the Romanian cultivars Fundulea 4 and Izvor, known for their contrasting behaviour under drought, and the US cultivar Plainsman V. had higher water loss than the French cultivar Apache. These results suggest that water loss through cuticles as expressed by water loss from excised leaves, does not represent a major mechanism determining genotypic differences in drought resistance in the field.

Our data suggest that differences between cultivars in water loss from excised leaves are influenced by their initial water content, but this influence was dependent on environment. In 2010 the initial water content was significantly correlated with water loss in the first 4 hours after excision, while in 2009 the initial water content was significantly correlated with water loss during the interval from 4 to 24 hours (Table 6 and Figures 1 and 2).

MONICA DAVID: WATER LOSS FROM EXCISED LEAVES IN A COLLECTION
OF *TRITICUM AESTIVUM* AND *TRITICUM DURUM* CULTIVARS

Table 4. ANOVA for water loss from excised leaves

| Source of variation | df | Water loss during first 4 hours | | | Water loss during the next 20 hours | | |
|---------------------|-----|---------------------------------|-----------------|-------------------|-------------------------------------|-----------------|-------------------|
| | | MS | F (against IA) | F (against error) | MS | F (against IA) | F (against error) |
| Cultivars | 43 | 3460.307 | 1.159241 | 18.17433 | 1173.004 | 0.715837 | 5.221662 |
| Years | 1 | 137540.3 | 46.07753 | 722.3936 | 516465.2 | 315.1778 | 2299.06 |
| IA Cultivars*Years | 43 | 2984.976 | | 15.67779 | 1638.647 | | 7.294485 |
| Error | 440 | 190.3953 | | | 224.6419 | | |

F values written in bold are significant at P<0.05.

Table 5. Water loss from excised leaves, expressed as percentage from the initial water content

| No. | Cultivars | 2009 | | | 2010 | | | Average | | |
|-----|-------------------|---------|------------|------------|---------|------------|------------|---------|------------|------------|
| | | % WL 4h | % WL 4-24h | % total WL | % WL 4h | % WL 4-24h | % total WL | % WL 4h | % WL 4-24h | % total WL |
| 40 | Bidi17 | 14.8 | 47.7 | 62.5 | 51.3 | 33.7 | 84.9 | 31.6 | 41.2 | 72.9 |
| 8 | Evropa90 | 20.8 | 66.4 | 87.1 | 25.6 | 29.1 | 54.7 | 22.8 | 50.9 | 73.7 |
| 4 | MV. Mazurka | 14.3 | 56.4 | 70.7 | 46.4 | 31.3 | 77.7 | 29.1 | 44.9 | 73.9 |
| 9 | Skopjanka | 16.4 | 57.2 | 73.6 | 45.1 | 29.1 | 74.3 | 28.3 | 45.5 | 73.9 |
| 3 | MV. Magdalena | 14.7 | 57.2 | 71.9 | 40.9 | 36.5 | 77.5 | 26.8 | 47.7 | 74.5 |
| 23 | Apullicum | 16.9 | 48.7 | 65.6 | 50.8 | 34.3 | 85.1 | 32.8 | 42.0 | 74.8 |
| 24 | Gergana | 14.9 | 54.0 | 68.9 | 47.3 | 35.7 | 83.0 | 29.9 | 45.5 | 75.4 |
| 19 | Jiana | 23.8 | 58.0 | 81.9 | 30.3 | 37.9 | 68.2 | 26.9 | 48.5 | 75.4 |
| 18 | Radika | 21.1 | 55.6 | 76.7 | 30.9 | 44.2 | 75.1 | 26.0 | 49.9 | 75.9 |
| 13 | Fundulea 4 | 18.9 | 55.9 | 74.8 | 31.6 | 48.5 | 80.1 | 24.2 | 52.8 | 77.0 |
| 15 | Elida | 20.1 | 57.0 | 77.1 | 43.4 | 36.6 | 80.0 | 31.7 | 46.9 | 78.6 |
| 33 | Litera | 21.7 | 61.0 | 82.7 | 28.3 | 45.4 | 73.7 | 24.7 | 54.0 | 78.7 |
| 29 | 00X0090-54 | 21.0 | 59.1 | 80.2 | 32.5 | 44.9 | 77.3 | 26.0 | 52.9 | 78.9 |
| 14 | Lovrin 34 | 18.0 | 60.5 | 78.5 | 34.9 | 45.9 | 80.7 | 25.5 | 54.0 | 79.5 |
| 2 | MV. Toborzo | 17.9 | 62.8 | 80.7 | 29.3 | 48.5 | 77.8 | 22.6 | 56.9 | 79.5 |
| 42 | Vitron | 18.3 | 57.4 | 75.7 | 52.8 | 32.5 | 85.4 | 33.2 | 46.7 | 79.8 |
| 32 | Fundulea 29 | 20.8 | 60.8 | 81.6 | 39.9 | 38.2 | 78.0 | 29.6 | 50.4 | 80.0 |
| 44 | CMSS99Y03439 | 26.3 | 62.0 | 88.3 | 26.6 | 44.9 | 71.5 | 26.4 | 53.6 | 80.1 |
| 43 | Murga | 22.6 | 58.2 | 80.9 | 25.9 | 53.4 | 79.4 | 24.2 | 56.0 | 80.2 |
| 25 | F00030G | 20.8 | 61.3 | 82.1 | 44.7 | 36.7 | 81.4 | 31.5 | 50.4 | 81.8 |
| 38 | Ain Abid | 20.9 | 60.1 | 81.0 | 31.0 | 52.3 | 83.3 | 25.7 | 56.4 | 82.1 |
| 41 | Mohamed B. Bachir | 21.2 | 55.9 | 77.0 | 30.8 | 58.3 | 89.1 | 25.4 | 56.9 | 82.3 |
| 37 | Apache | 24.0 | 60.9 | 84.9 | 36.5 | 43.1 | 79.7 | 29.8 | 52.6 | 82.4 |
| 7 | Pobeda | 20.5 | 59.4 | 79.9 | 56.4 | 28.7 | 85.1 | 38.2 | 44.3 | 82.5 |
| 39 | Hiddab | 28.8 | 60.9 | 89.6 | 29.3 | 46.9 | 76.3 | 29.0 | 54.6 | 83.7 |
| 31 | Ceres | 22.0 | 63.0 | 85.0 | 52.2 | 30.7 | 83.0 | 37.0 | 47.0 | 84.0 |
| 6 | Izvor | 21.2 | 65.5 | 86.8 | 27.0 | 53.2 | 80.2 | 23.6 | 60.4 | 84.0 |
| 21 | TX86A8074 | 23.0 | 59.7 | 82.8 | 47.3 | 38.9 | 86.2 | 34.3 | 50.1 | 84.4 |
| 17 | Milenka | 32.8 | 58.2 | 91.0 | 41.2 | 37.2 | 78.3 | 37.1 | 47.5 | 84.5 |
| 26 | F05503G | 23.7 | 63.4 | 87.1 | 36.7 | 46.8 | 83.5 | 29.2 | 56.4 | 85.6 |
| 34 | Miranda | 23.3 | 63.8 | 87.1 | 58.4 | 26.6 | 84.9 | 40.7 | 45.3 | 86.0 |
| 16 | Balada | 30.4 | 58.2 | 88.6 | 34.5 | 48.3 | 82.7 | 32.2 | 53.7 | 86.0 |
| 1 | Plainsman V. | 32.1 | 54.8 | 86.9 | 32.9 | 52.1 | 85.0 | 32.4 | 53.7 | 86.1 |
| 36 | Ariešan | 29.0 | 60.7 | 89.7 | 57.1 | 25.4 | 82.5 | 42.4 | 43.9 | 86.3 |
| 22 | TX88A6880 | 24.2 | 60.4 | 84.5 | 45.6 | 43.2 | 88.9 | 33.7 | 52.7 | 86.5 |
| 28 | Alex | 27.0 | 60.7 | 87.8 | 60.8 | 24.9 | 85.8 | 42.6 | 44.2 | 86.8 |
| 20 | TX86A5606 | 29.0 | 59.0 | 88.0 | 38.1 | 48.0 | 86.1 | 33.3 | 53.9 | 87.1 |
| 5 | Drobia | 20.9 | 66.9 | 87.8 | 59.8 | 27.1 | 86.9 | 38.7 | 48.7 | 87.4 |
| 12 | Flamura 85 | 37.7 | 52.0 | 89.6 | 39.2 | 46.9 | 86.1 | 38.4 | 49.7 | 88.1 |
| 27 | Giura 31-4 | 26.6 | 63.9 | 90.5 | 59.5 | 26.0 | 85.5 | 42.3 | 45.8 | 88.1 |
| 11 | MV16 | 33.0 | 58.9 | 91.9 | 38.8 | 45.5 | 84.3 | 35.8 | 52.5 | 88.3 |
| 35 | Monada | 28.9 | 61.9 | 90.8 | 65.2 | 22.2 | 87.4 | 45.9 | 43.3 | 89.2 |
| 30 | Dacia | 28.5 | 63.5 | 91.9 | 67.7 | 20.8 | 88.5 | 47.3 | 43.0 | 90.3 |
| 10 | Bankuti 1201 | 33.7 | 60.4 | 94.1 | 64.4 | 27.1 | 91.5 | 49.4 | 43.4 | 92.8 |
| | Average | 23.3 | 59.3 | 82.6 | 42.5 | 38.8 | 81.3 | 32.2 | 49.8 | 82.0 |
| | LSD 5% | 6.0 | 9.8 | 8.2 | 7.3 | 7.1 | 7.2 | 6.3 | 8.1 | 7.7 |

Table 6. Correlation between initial water content and water loss of excised leaves

| | 2009 | 2010 | Average |
|-------------------------------------|-------------|-------------|-------------|
| Water loss during the first 4 hours | -0.22 | 0.71 | 0.45 |
| Water loss during the next 20 hours | 0.70 | 0.01 | 0.41 |

Correlation coefficients written in bold are significant at $P < 0.05$.

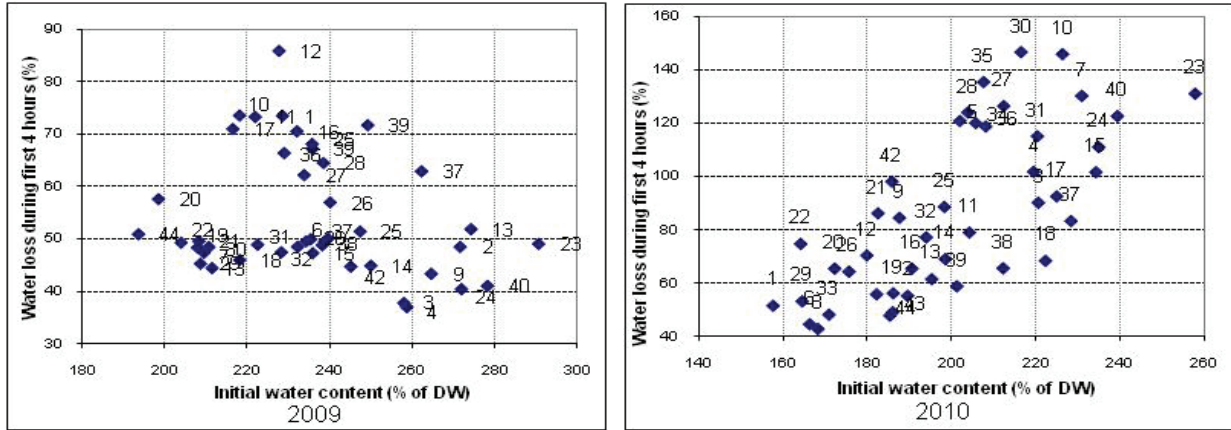


Figure 1. Relationship between initial water content and water loss during the first 4 hours after excision

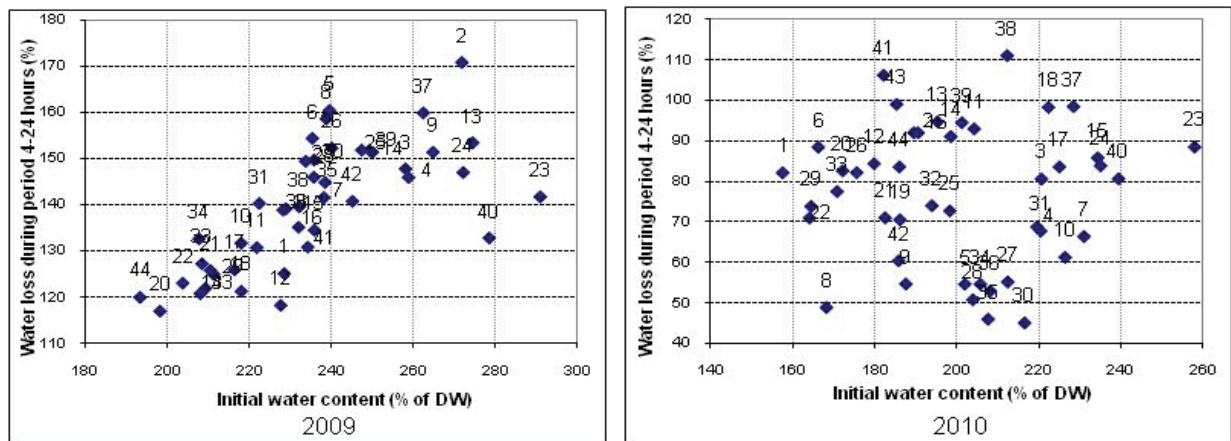


Figure 2. Relationship between initial water content and water loss during the period from 4 to 24 hours after excision

Cultivars that lost more water during the first 4 hours after excision generally lost less water during the next 20 hours of wilting. The

negative correlation between these readings being significant in 2010 and on average for the two years (Figure 3).

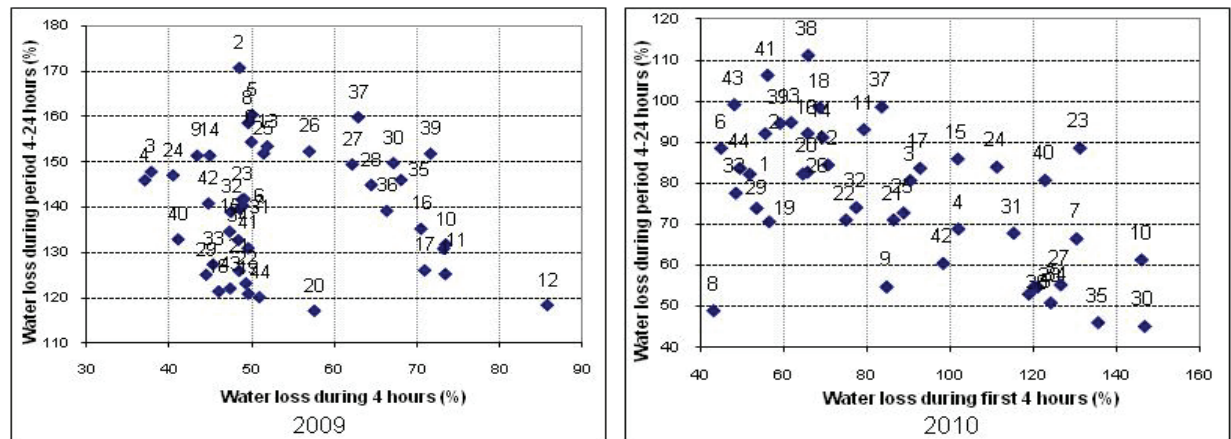


Figure 3. Relationship between water loss during first 4 hours after excision and water loss during the following 20 hours after excision

CONCLUSIONS

Environmental conditions of the two years of study had a large influence on the water content of freshly harvested leaves and on water loss from excised leaves.

Differences between cultivars from a diverse collection of common and durum wheat were significant for initial water content and for water loss from excised leaves after 4 hours and during the next 20 hours.

Interaction between cultivars and years was strong for water loss, suggesting that readings from one year might not be meaningful for other environmental condi-

tions. Further improvements of the techniques for measuring water loss from excised leaves are needed to reduce the interaction with environmental conditions.

Genotype*Environment interaction for initial water content was less important, Common wheat cultivars adapted to dryer conditions generally had lower initial water content, while durum wheat cultivars had highest initial water content.

Water loss during the first 4 hours after excision was negatively correlated, or was not correlated with water loss during the next 20 hours.

REFERENCES

- Balotă, M., 1995. *Excised-leaf water status in Romanian and foreign wheat cultivars: I. The phenological and environmental effects on excised-leaf water loss*. Romanian Agricultural Research, (3): 69-76.
- Balotă, M., Ittu, G., Săulescu, N.N., 1995. *Excised leaf water status in Romanian and foreign winter wheat genotypes. II. Genotypic differences*. Romanian Agricultural Research, 4: 63-69.
- Balota, M., Payne, W.A., Evett, S.R. and Peters, T.R., 2008. *Morphological and physiological traits associated with canopy temperature depression in three closely related wheat lines*. Crop Sci., 48: 1897-1910.
- Boufenar, Z.F., Zaghuan, O., 2006. *Guide des principales variétés de céréales à paille en Algérie (Blé Dur. Blé Tender. Orge et Avoine)*. ITGC, ICARDA: 154.
- Clarke, J.M., 1992. *Phenological variability: effect on determination of leaf water loss in wheat*. Crop Sci., 32: 1457-1459.
- Clarke, J.M., Richards, A. and Condon, A.G., 1991. *Effect of drought stress on residual transpiration and its relationship with water in wheat*. Can. J. Plant Sci., 71: 695-702.
- Clarke, J.M., Romagosa, I., Jana, S., Srivastava, J.P. and McCaig, T.N., 1989. *Relationship of excised-leaf water loss rate and yield of durum wheat in diverse environments*. Can. J. Plant Sci., 69: 1075-1081.
- Clarke, J.M. and McCaig, T.N., 1982a. *Evaluation of techniques for screening for drought resistance in wheat*. Crop Sci., 22(1): 503-506.
- Clarke, J.M. and McCaig, T.N., 1982b. *Excised-leaf water retention capability as an indicator of drought resistance of Triticum genotypes*. Can. J. Plant Sci., 62: 571-578.
- Clarke, J.M. and Townley-Smith, T.F., 1986. *Heritability and relationship to yield of excised leaf water retention in durum wheat*. Crop Sci., 26: 289-292.
- Daly, G. T., 1964. *Leaf-surface wax in Poa colensoi*. J. Exp. Bot., 15: 160-165.
- Dedio, W., 1975. *Water relations in wheat leaves as screening tests for drought resistance*. Can. J. Plant Sci., 55: 369-378.
- Farshadfar, E., Farshadfar, M., Sutka, J., 2001. *Combining ability analysis of drought tolerance in wheat over different water regimes*. Acta Agronomica Hungarica, 48 (4): 353-361.
- Grantz, D.A., 1990. *Plant response to atmospheric humidity*. Plant, Cell and Environment, 13: 667-679.
- Jarad, A. and Konzak, C.F., 1983. *Screening of wheat genotypes for drought tolerance. I. Excised-leaf water retention*. Cereals Res. Commun., 11: 179-180.
- Kirkham, M.B., Smith, E.L., Dhanasobhon, C. and Drake, T.I., 1980. *Resistance to water loss of winter wheat flag leaves*. Cereal Res. Commun., 8: 393-399.
- Mustăţea, P., Săulescu, N.N., Ittu, Gh., Păunescu, G., Voinea, L., Stere, I., Mîrlogeanu, S., Constantinescu, E., Năstase, D., 2009. *Grain yield and yield stability of winter wheat cultivars in contrasting weather conditions*. Romanian Agricultural Research, 26: 1-8.
- Săulescu, N.N., Ittu, Gh., Mustăţea, P., Păunescu, G., Stere, I., Nistor, G., Rînciţă, L., Voinea, I., 2006. *Comportarea unor soiuri de grâu de toamnă româneşti în condiţii contrastante de aprovizionare cu apă (Performance of some Romanian winter wheat cultivars in contrasting water availability conditions)*. Probleme de genetică teoretică şi aplicată, 38 (1-2): 21-29.
- Schönherr, J., 1982. *Resistance of plant surfaces to water loss: transport properties of cutin, suberin and associated lipids*. Physiological Plant Ecology II, Encyclopedia of Plant Physiology, New Series, vol. 12B (eds O.L. Lange, P.S. Nobel, C.B. Osmond & H. Ziegler): 153-179. Springer-Verlag, Berlin.

- Schonfeld, M.A., Johnson, R.C., Carver, B.F. and Mornhinweg, D.W., 1988. *Water relations in winter wheat as drought resistance indicators*. Crop Sci., 28: 526-531.
- Sabour, I., Merah, O., El Jaafari, S., Paul, R. and Monneveux, Ph., 1997. *Leaf osmotic potential, relative water content and leaf excised water loss variations in oasis wheat landraces in response to water deficit*. Arch. Inter. Physiol. Biochem. Biophys., 105(4): 14.
- Skoss, J.D., 1955. *Structure and composition of plant cuticle in relation to environmental factors and permeability*. Bot. Gaz., 117: 55-72.
- Younes, Y., 2009. *Polymorphism of SSR markers located on chromosome 7A, in several wheat cultivars grown in Algeria*. Romanian Agricultural Research, 26: 25-28.
- Winter, S.R., Musick, J.T. and Porter, K.B., 1988. *Evaluation of screening techniques for breeding drought-resistant winter wheat*. Crop Sci., 28: 512-516.